

FEATURE

1. Sealed construction - internal actuator o-ring and epoxy terminal seal standard
2. Carry the IP67 approvals
3. The ESD protection available - Anti-static plastic actuator -9000 V DC static resistance between toggle and terminal.
4. Surface mounting (SMT)
5. Tape and Reel package



SPECIFICATIONS

CONTACT RATING:R- 0.4 VA max @ 20 V AC or DC
 DCELECTRICAL LIFE:30,000 make-and-break cycles at full load
 CONTACT RESISTANCE: 20 mΩ max. initial @2-4 VDC,100 mA
 INSULATION RESISTANCE: 1,000 MΩ min.
 DIELECTRIC STRENGTH: 1,500 V RMS @ sea level.

ESD Resistant Option :

P2 insulating actuator only:9,000 VDC min. @ sea level,actuator to terminals.

DEGREE OF PROTECTION : IP67

OPERATING TEMPERATURE: -30°C to +85°C

MATERIALS

CASE and BUSHING - glass filled nylon 4/6,flame retardant heat stabilized (UL94V-0)

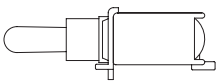
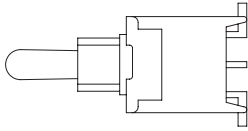
Actuator - Copper alloy , chrome plated,internal o-ring seal standard with all actuators

P2 / the anti-static actuator: Nylon 4/6,black standard(UL 94V-0)


CONTACT AND TERMINAL - Copper alloy , silver plated

SWITCH SUPPORT - Copper alloy , tin-plated

TERMINAL SEAL - Epoxy



How do you build the switches you need!!



Switches Function	
ES-3	SP on-none-on
ES-3B	SP on-none-(on)
ES-3A	SP on-off-on
ES-3H	SP (on)-off-(on)
ES-3I	SP on-off-(on)

Actuator	
T1	10.16
T2	Std. 6.10
T3	8.13
T4	13.97
T5	3.5

Terminal	
(none)	std
N	backward
M	backward

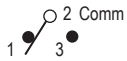
Contact Material	
Q	silver plated
R	gold plated
G	gold over silver
K	gold / tin

RoHS code
H = RoHS Compliant

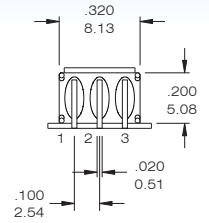
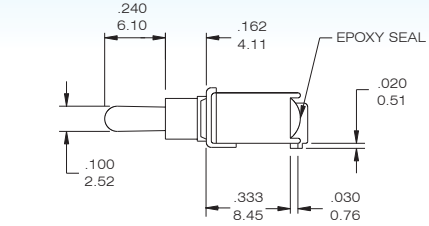
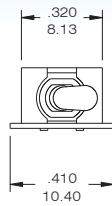
ESD protection actuator	
P1	(black) 10.16
P11	(white) 10.16
P2	(std - black) 6.10
P21	(white) 6.10

Package	
(none)	polly bag
T/R	tape & reel

INDEX
TOGGLE
ROCKER
SLIDE
PUSH BUTTON
DIP
TACT

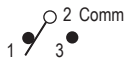



Model No.	Switching position		
ES-3	ON	none	ON
ES-3A	ON	OFF	ON
ES-3B	ON	None	(ON)
ES-3H	(ON)	OFF	(ON)
ES-3I	ON	OFF	(ON)
Term. Comm.	2-3	open	2-1

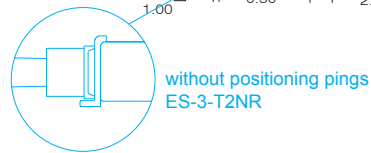
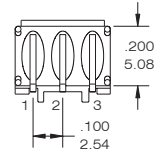
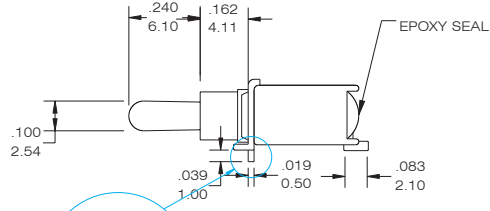


ES-3 - T2R

The M & N terminal type



Model No.	Switching position		
ES-3	ON	none	ON
ES-3A	ON	OFF	ON
ES-3B	ON	None	(ON)
ES-3H	(ON)	OFF	(ON)
ES-3I	ON	OFF	(ON)
Term. Comm.	2-3	open	2-1



ES-3 - T2 MR

Actuator Option

T1

T2

T3

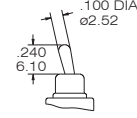
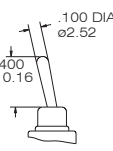
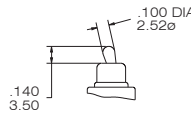
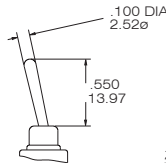
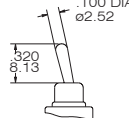
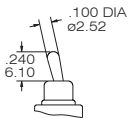
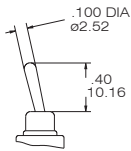
T4

T5

P1

P2

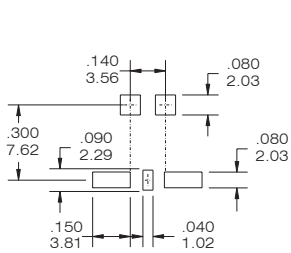
PLASTIC TOGGLE



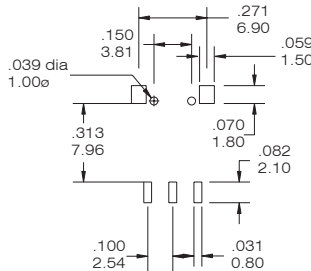
code	description
P1/P2	black(std.)
P11/P21	white

Material Nylon 4/6 (UL 94V-0), black std.
Static resistance: 9,000V DC min. @sea level, actuator to terminals

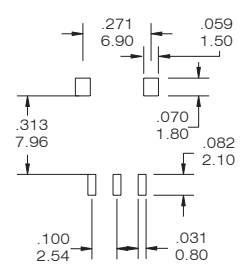
THE P.C.B MOUNTING



ES-3



ES-3- * -M



ES-3- * -N

CONTACT MATERIAL OPTIONS

CODE	CONTACT MATERIAL	TERMINAL MATERIAL	RATING
Q	Silver plated	Silver plated	3 A @ 120V AC or 28 V DC; 1.5 A @ 250 VAC
R	Gold plated over nickel plated	Gold plated over nickel plated	0.4VA MAX @ 20 V AC or DC MAX
G	Gold plated over silver plated	Gold plated over silver plated	0.4 VA MAX @ 20 V AC or DC MAX or 3 A @ 120V AC or 28 V DC; 1.5 A @ 250 VAC
K	Gold plated over nickel plated	Tin over nickel plated	0.4VA MAX @ 20 V AC or DC MAX