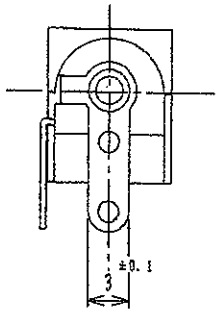

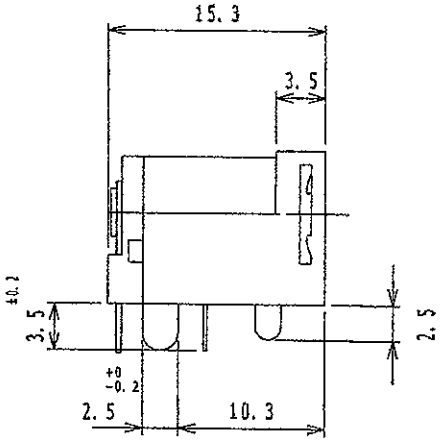

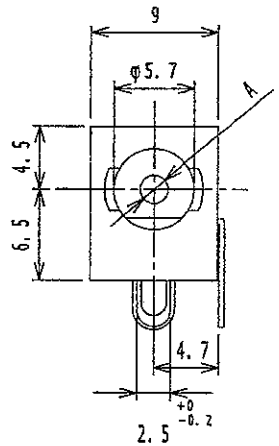

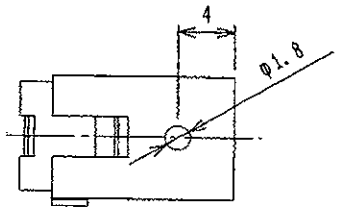

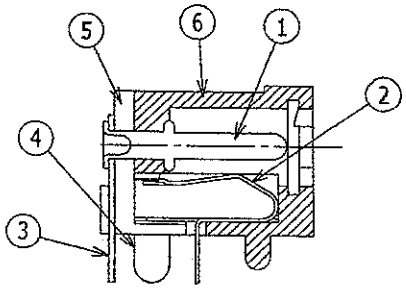

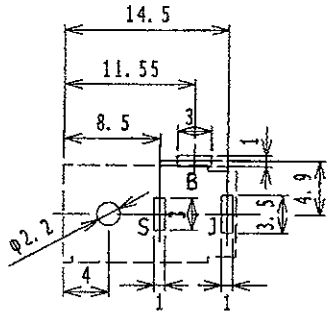

プリント基板孔参考図
HOLE LAYOUT
(半田面より見る　BOTTOM VIEW)

仕　様
SPECIFICATION

1. 定　格：MJ179LR=DC12V 3A
   RATING
2. 接触抵抗：30mΩ以下。
   CONTACT RESISTANCE:
   30mΩMAX.
3. 絶縁抵抗：DC500V/100MΩ以上。
   INSULATION RESISTANCE:
   DC500V/100MΩMIN.
4. 耐電圧　：AC500V　1分間。
   WITHSTAND VOLTAGE:
   AC500V 1MINUTE.
5. 本製品は手半田仕様とし、洗浄は不可とする。
   (280℃3秒以内)
   THIS PRODUCT IS ONLY HAND SOLDERING
   (280℃ MAX. FOR WITHIN 3 SECONDS)
   THIS PRODUCT CANNOT BE WASHED

ロック機能を使用する場合は専用プラグをお使いください
CAN USE WITH THE STANDARD DC POWER PLUG
AND THE LOCKING DETENT DC POWER PLUG

回　路
SCHEMATIC

A	
MJ-179LR	φ1.95 ±0.05

TOLERANCE	SCALE	DATE
±0.3	2/1	01/1/24

LET	PART NAME	MATERIAL	QTY	FINISH	NOTE
6	BODY 本体	PC	1		
5	INSULATOR 絶縁体	PC	1		
4	TERMINAL A 固定端子(B)	BSR t=0.4	1	Sn	
3	TERMINAL B センター端子(J)	BSR t=0.4	1	Sn	
2	CONTACT SPRING 可動端子(S)	PBS t=0.25	1	Sn	
1	PIN センターピン	BSW	1	Ni	

SHOGYO INTERNATIONAL CORP.

#MJ-179LR