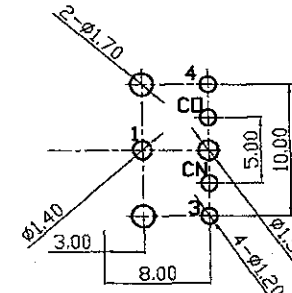
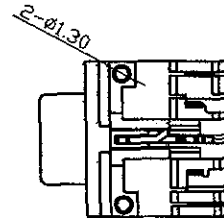
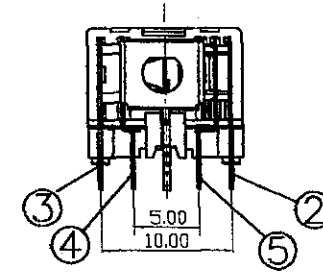
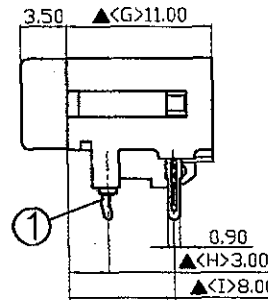
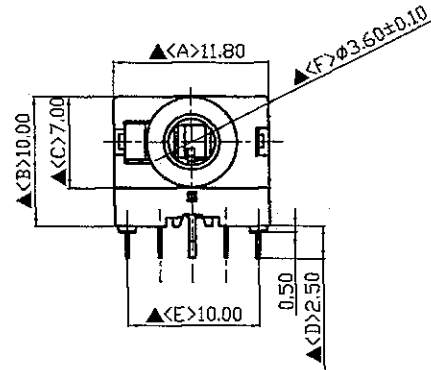
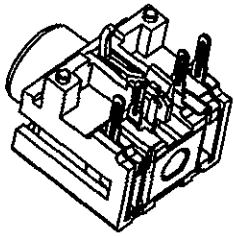
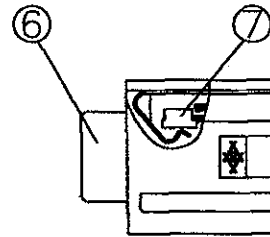


SCHEMATIC	
MODEL NO	R



Pin Hole Layout
(Jack Bottom View)

7.	Insulator	PBT	1	Black Color
6.	Housing	PA66+33%GF	1	Black Color
5.	Sping CN Terminal	0.20T Phosphor Copper	1	Silver Plated
4.	Sping CO Terminal	0.20T Phosphor Copper	1	Silver Plated
3.	Sping 4 Terminal	0.25T Phosphor Copper	1	Silver Plated
2.	Sping 3 Terminal	0.20T Phosphor Copper	1	Silver Plated
1.	Sping 1 Terminal	0.5T Bronze	1	Silver Plated
NO.	Description	Material	Q'TY	Finish

DATE	DWN	CHKD
10.06.2011		

PART NAME : 3.5φ PHONE JACK

TOLERANCE : ±0.3mm UNLESS OTHERWISE SPECIFIED

UNIT:mm



RoHS
Pb Free Process

For Reference
僅供參考

SPECIFICATIONS:

Contact Resistance : 30mΩ max
 Insulation Resistance : 100MΩ min. at DC 500V
 Dielectric Withstanding Voltage: AC 500V for one minute
 Remark: ▲: The Most Important Dimension

SHOGYO INTERNATIONAL CORP.

SCJ300P00RS0B00G