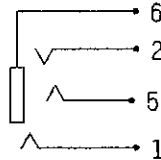
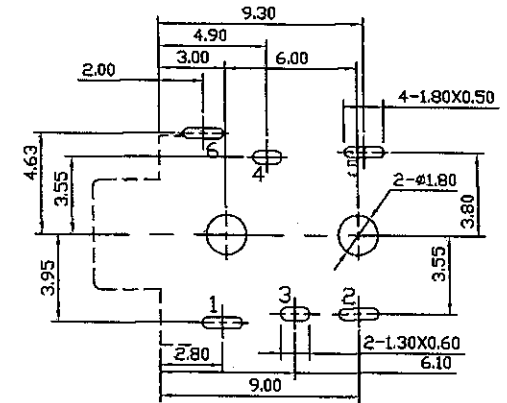
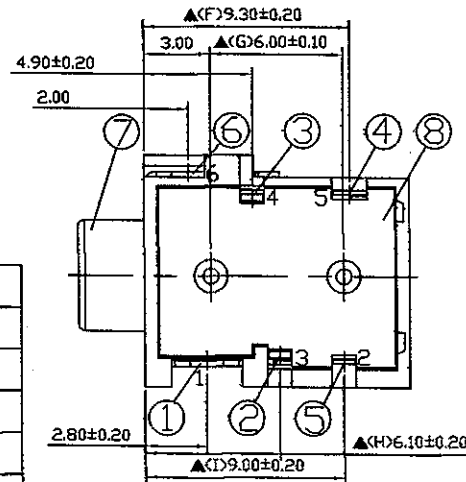
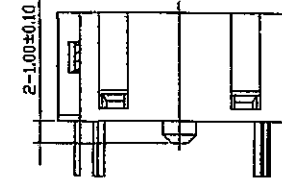
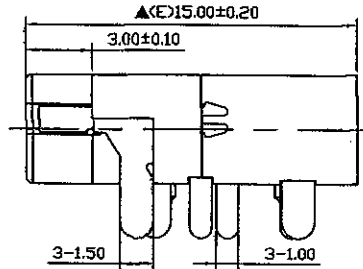
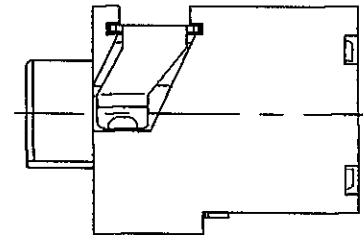
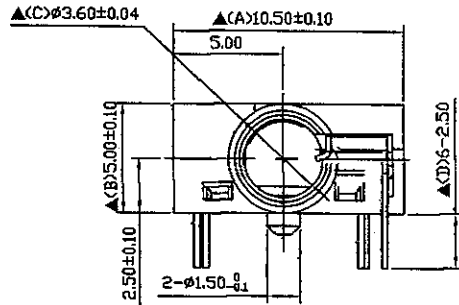


J



L



Pin Hole Layout
(Jack Bottom View)

8	Cover	PA9T	1	Black Color
7	Housing	PA9T	1	Black Color
6	Earth Terminal	0.25T Phosphor Bronze	1	Gold Plated
5	Ring Spring	0.2T TiCuR1-M-EH	1	Gold Plated
4	Ring Spring	0.2T TiCuR1-M-EH	1	Gold Plated
3	Tip Spring	0.3T Brass	1	Gold Plated
2	Tip Spring	0.3T Brass	1	Gold Plated
1	Earth Terminal	0.3T Phosphor Bronze	1	Gold Plated
NO.	Description	Material	Q'TY	Finish

DATE	DWN	CHKD
12.27.2011		

RoHS
Pb Free Process

SPECIFICATIONS:

Contact Resistance : 30mΩ max
 Insulation Resistance : 100MΩ min. at DC 500V
 Dielectric Withstanding Voltage: AC 500V for one minute
 Remark: ▲: The Most important Dimension

PART NAME : 3.5φ PHONE JACK

TOLERANCE : ±0.3mm UNLESS OTHERWISE SPECIFIED

UNIT:mm

SHOGYO INTERNATIONAL CORP.

SCJ326P00(*)G0B02G