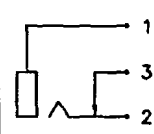
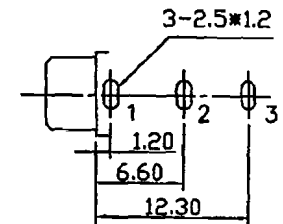
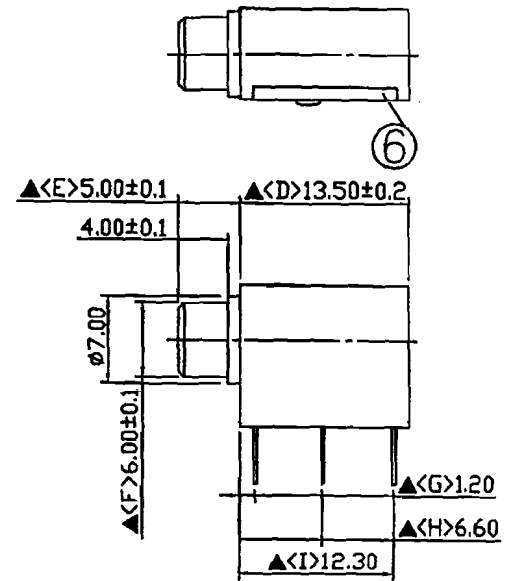
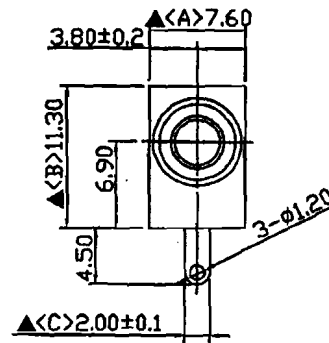
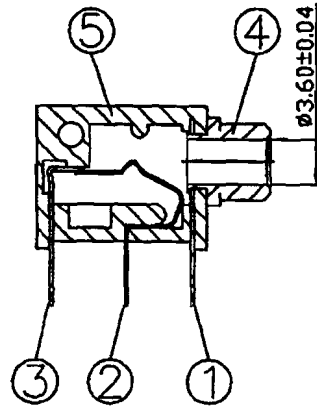


SCHEMATIC	
	MODEL NO Y




Pin Hole Layout
(Jack Bottom View)

NO.	Description	Material	Q'TY	Finish
6.	Cover	PC	1	Transparent
5.	Housing	POM	1	Black Color
4.	Barrel	Brass	1	Nickel Plated
3.	Break Terminal	0.3T Brass	1	Silver Plated
2.	Tip Spring	0.2T Phosphor Bronze	1	Silver Plated
1.	Earth Terminal	0.3T Brass	1	Silver Plated

SPECIFICATIONS:

Contact Resistance : 30mΩ max
 Insulation Resistance : 100MΩ min. at DC 500V
 Dielectric Withstanding Voltage: AC 500V for one minute
 Remark: \triangle : The Most Important Dimension

		DATE	DWN	CHKD
		12.02.2005	易愛娣	蔡美以
PART NAME : 3.5φ PHONE JACK				
TOLERANCE : ±0.3mm UNLESS OTHERWISE SPECIFIED		UNIT:mm		

SHOGYO INTERNATIONAL CORP.

SCJ328M0NYS0B00G