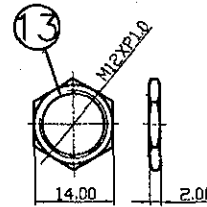
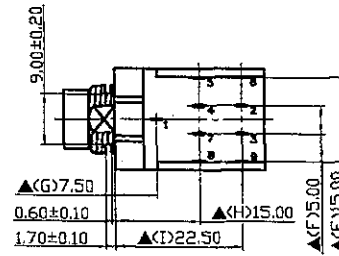
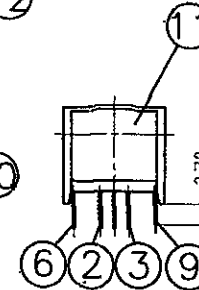
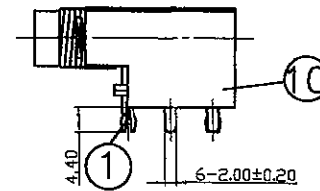
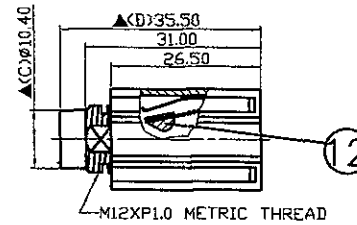
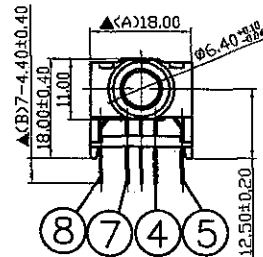
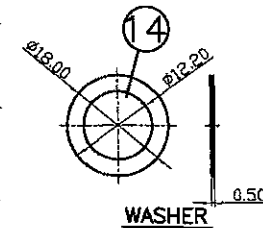


Pin Hole Layout  
(Jack Bottom View)



NUT



WASHER

14.	Washer	0.5T Steel	1	Nickel Plated
13.	Nut	2.0T Steel	1	Nickel Plated
12.	Insulator	POM	2	Black Color
11.	Cover	POM	1	Black Color
10.	Housing	PBT	1	Black Color
9.	Make Terminal	0.2T Phosphor Bronze	1	Silver Plated
8.	Break Terminal	0.35T Phosphor Bronze	1	Silver Plated
7.	Transfer Terminal	0.4T Brass	1	Silver Plated
6.	Make Terminal	0.2T Phosphor Bronze	1	Silver Plated
5.	Break Terminal	0.35T Phosphor Bronze	1	Silver Plated
4.	Transfer Terminal	0.4T Brass	1	Silver Plated
3.	Ring Spring	0.3T Phosphor Bronze	1	Silver Plated
2.	Tip Spring	0.3T Phosphor Bronze	1	Silver Plated
1.	Earth Terminal	0.3T Phosphor Bronze	1	Silver Plated
NO.	Description	Material	Q 'TY	Finish

DATE	DWN	CHKD
10.12.2011		

PART NAME : 6.3φ PHONE JACK

TOLERANCE : ±0.3mm UNLESS OTHERWISE SPECIFIED

UNIT:mm

RoHS Compliant

SPECIFICATIONS:  
 Contact Resistance : 30mΩ max  
 Insulation Resistance : 100MΩ min. at DC 500V  
 Dielectric Withstanding Voltage: AC 500V for one minute  
 Remark: ▲: The Most Important Dimension

**SHOGYO INTERNATIONAL CORP.**

# SCJ634P50(\*)S1B00G