
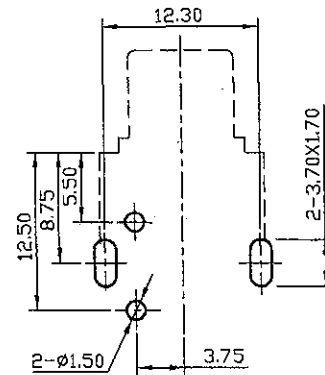
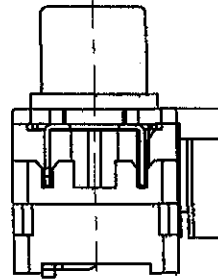
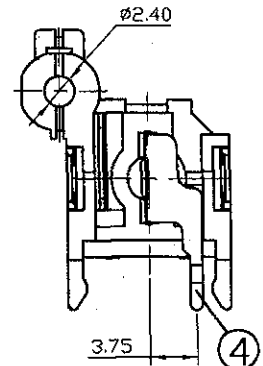
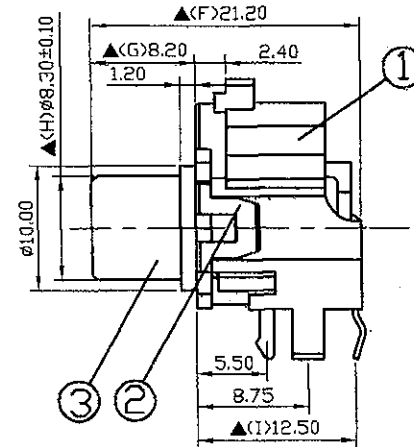
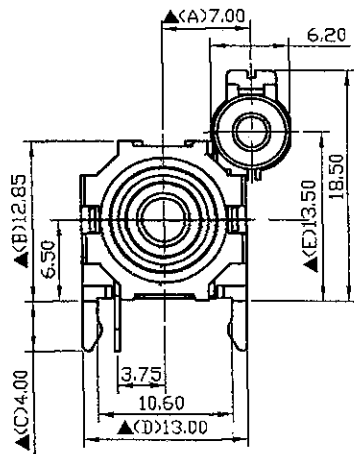


| | |
|-----------|-----------------------------------------------------------------------------------|
| SCHEMATIC |  |
| MODEL NO | U |



Pin Hole Layout
(Jack Bottom View)

| 4. | Terminal | 0.4T Bronze | 1 | Silver Plated |
|-----|---------------|-------------|------|---------------|
| 3. | Outer Contact | 0.4T Bronze | 1 | Nickel Plated |
| 2. | Cover | ABS | 1 | Black Color |
| 1. | Housing | ABS | 1 | Black Color |
| NO. | Description | Material | Q'TY | Finish |

SPECIFICATIONS:

Contact Resistance : 30mΩ max
 Insulation Resistance : 100MΩ min. at DC 500V
 Dielectric Withstand Voltage : AC 500V for one minute
 Remark: ▲ : The Most Important Dimension


RoHS
Compliant

For Reference
僅供參考

| | | |
|------------|-----|------|
| DATE | DWN | CHKD |
| 09.05.2006 | | |

PART NAME : PIN JACK

TOLERANCE : ±0.3mm UNLESS OTHERWISE SPECIFIED

UNIT:mm 

SHOGYO INTERNATIONAL CORP.

SCP617UNS100000G