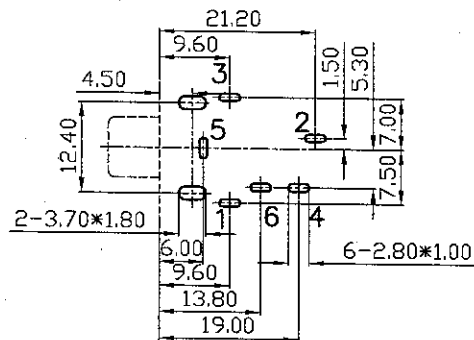
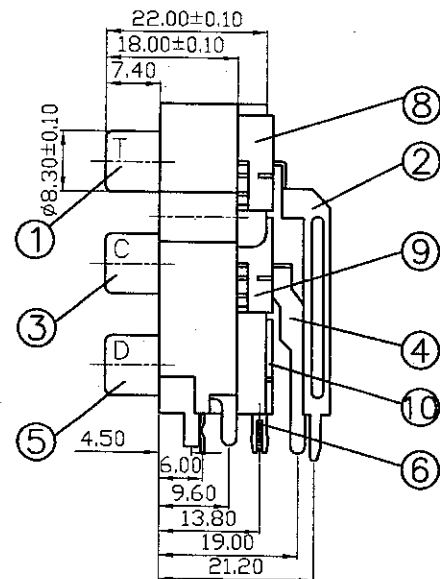
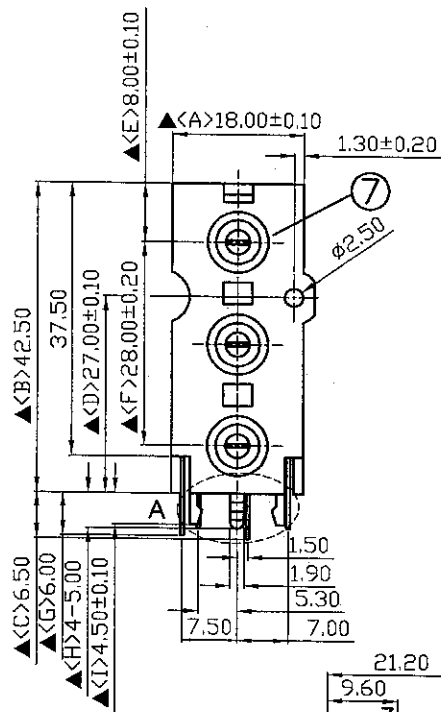


A部詳細圖: (塑柱 2/1)



Pin Hole Layout
(Jack Bottom View)

NO.	Description	Material	Q'TY	Finish
10.	Housing	PBT	1	Red Color
9.	Housing	PBT	1	White Color
8.	Housing	PBT	1	Black Color
7.	Base	ABS	1	Black Color
6.	Contact Terminal D	0.5T Brass	1	Silver Plated
5.	Earth Terminal D (Barrel D)	0.5T Brass	1	Nickel Plated
4.	Contact Terminal C	0.5T Brass	1	Silver Plated
3.	Earth Terminal C (Barrel C)	0.5T Brass	1	Nickel Plated
2.	Contact Terminal T	0.5T Brass	1	Silver Plated
1.	Earth Terminal T (Barrel T)	0.5T Brass	1	Nickel Plated

DATE	DWN	CHKD
07.27.2009		

PART NAME : PIN JACK

TOLERANCE : $\pm 0.3\text{mm}$ UNLESS OTHERWISE SPECIFIED

UNIT: mm

RoHS Compliant For Reference 僅供參考

SPECIFICATIONS:
 Contact Resistance : 30m Ω max
 Insulation Resistance : 100M Ω min. at DC 500V
 Dielectric Withstanding Voltage: AC 500V for one minute
 Remark: \blacktriangle : The Most Important Dimension

SHOGYO INTERNATIONAL CORP.

SCP644CNS132000G