



SPECIFICATIONS

| | |
|-----------------------|-------------------------|
| CIRCUIT | : SPDT |
| CURRENT RATING | : 12mA |
| VOLTAGE RATING | : 24 VDC |
| TEST VOLTAGE | : 150V |
| CONTACT RESISTANCE | : 50 mΩ Max (initial) |
| INSULATION RESISTANCE | : 100 MΩ min. |
| OPERATING FORCE | : 170gf ± 50gf |
| TOTAL TRAVEL | : 2.5mm ± 0.5mm |
| OPERATING LIFE | : 1,000,000 cycles min. |
| SOLDER SPECIFICATION | : 260°C for 3 seconds |
| FUNCTION | : Momentary |
| OPERATING TEMPERATURE | : -10°C ~ +60°C |

INDEX

TOGGLE

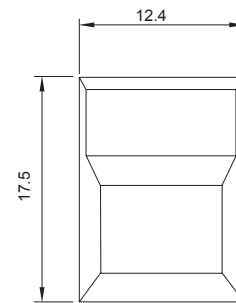
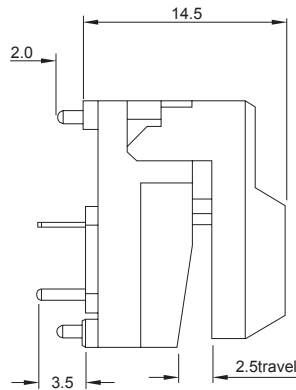
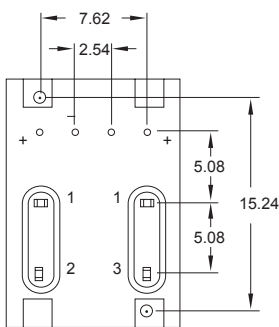
ROCKER

SLIDE

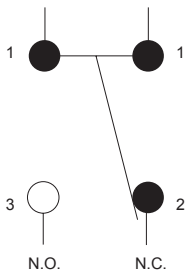
PUSH BUTTON

DIP

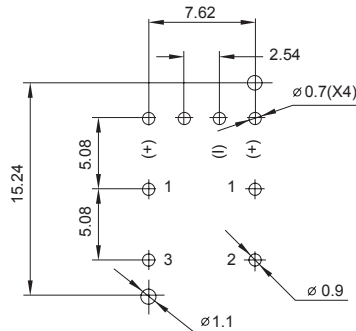
TACT



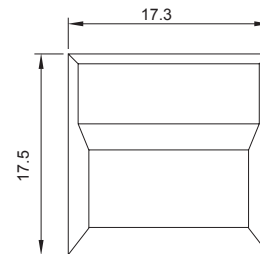
(SP86-A)



SPDT CONTACT CONFIGURATION



P. C. B. Mounting Holes

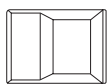
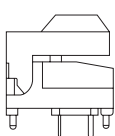


(SP86-B)

HOW TO ORDER

S P 8 6

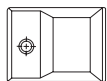
CAP STYLES



A1



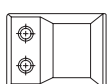
B1



A2



B2



A3



B3

CAP COLORS

- 1 = RED
- 2 = YELLOW
- 3 = GREEN
- 4 = WHITE
- 5 = BLACK
- 6 = ORANGE
- 7 = BLUE
- 9 = GREY
- 10 = TRANSPARENT

LEFT LED

- LED COLORS
- 0 = WITHOUT LED
 - 1 = RED
 - 2 = YELLOW
 - 3 = GREEN
 - 7 = BLUE

RIGHT LED

RoHS code

H = RoHS Compliant