

SPECIFICATIONS

CONTACT RATING:Q: 3A @120 VAC or 28 VDC
 ELECTRICAL LIFE:30,000 make-and-break cycles at full load
 CONTACT RESISTANCE: 20 mΩ max. initial @2-4 VDC,100 mA
 INSULATION RESISTANCE: 1,000 MΩ min.
 DIELECTRIC STRENGTH: 1,500 V RMS @ sea level.
 OPERATING TEMPERATURE: -30°C to +85°C

MATERIALS

CASE - diallyl phthalate (DAP)
 SLIDE HANDLE -Nylon
 HOUSING -Brass, tin plated
 CONTACT AND TERMINAL - Copper alloy, silver plated
 SWITCH SUPPORT - Copper alloy , tin plated



How do you build the switches you need!!



Switch Function	
TS-4S	SP on-none-on
TS-4AS	SP on-off-on
TS-5S	DP on-none-on
TS-5AS	DP on-off-on
TS-6S	SP on-none-on
TS-6AS	SP on-off-on
TS-7S	DP on-none-on
TS-7AS	DP on-off-on
TS-8S	SP on-none-on
TS-8AS	SP on-off-on
TS-9S	DP on-none-on
TS-9AS	DP on-off-on

Actuator	
(none)	3.10(std.)
A2	4.70

Termination	
C	P.C (only for TS-4(A)S and TS-5(A)S)

Contact Material	
Q	silver plated
R	gold plated
G	gold over silver
K	gold / tin

Epoxy Seal	
(none)	none seal
E	epoxy seal

RoHS code
H = RoHS Compliant

INDEX

TOGGLE

ROCKER

SLIDE

PUSH BUTTON

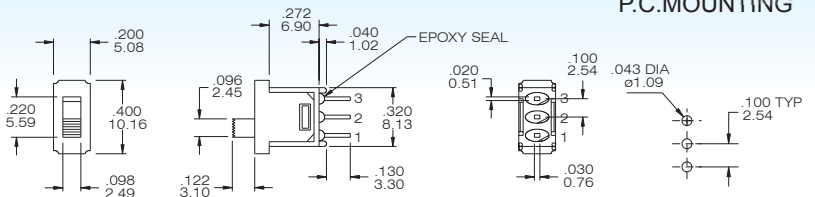
DIP

TACT

SPDT




Model No.	Switching position		
TS-4S	ON	NONE	ON
TS-4AS	ON	OFF	ON
Term. Comm.	2-3	open	2-1



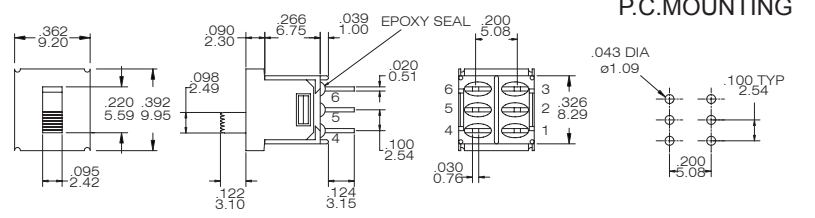
TS-4S-CQ

P.C.MOUNTING

DPDT



Model No.	Switching position		
TS-5S	ON	NONE	ON
TS-5AS	ON	OFF	ON
Term. Comm.	2-3	open	2-1



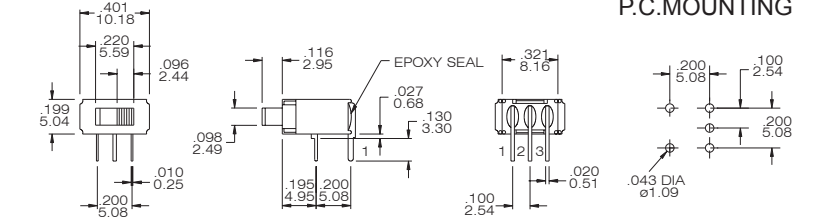
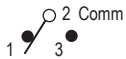
TS-5S-CQ

P.C.MOUNTING

SPDT




Model No.	Switching position		
TS-6S	ON	NONE	ON
TS-6AS	ON	OFF	ON
Term. Comm.	2-3	open	2-1



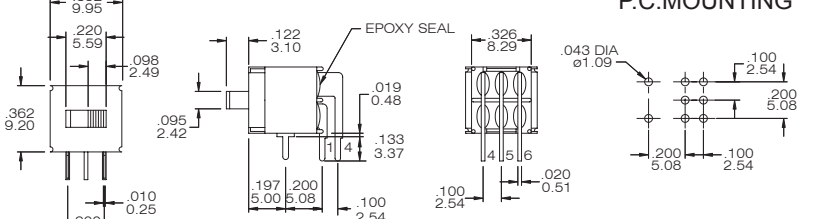
TS-6S-Q

P.C.MOUNTING

DPDT



Model No.	Switching position		
TS-7S	ON	NONE	ON
TS-7AS	ON	OFF	ON
Term. Comm.	2-3	open	2-1



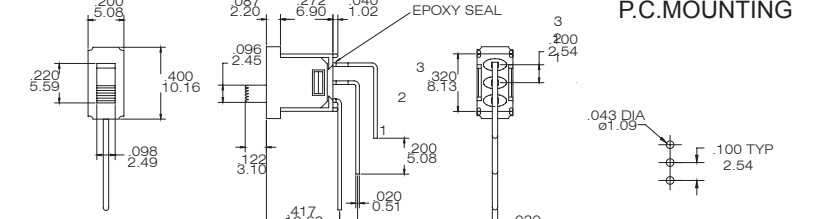
TS-7S-Q

P.C.MOUNTING

SPDT



Model No.	Switching position		
TS-8S	ON	NONE	ON
TS-8AS	ON	OFF	ON
Term. Comm.	2-3	open	2-1



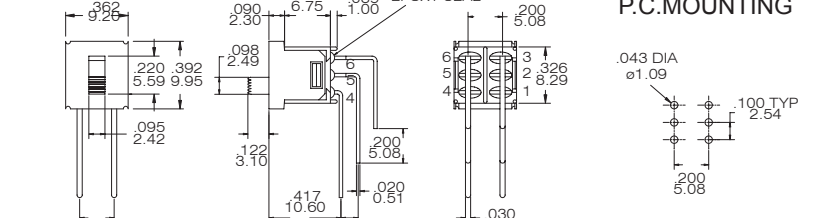
TS-8S-Q

P.C.MOUNTING

DPDT



Model No.	Switching position		
TS-9S	ON	NONE	ON
TS-9AS	ON	OFF	ON
Term. Comm.	2-3	open	2-1



TS-9S-Q

P.C.MOUNTING

CONTACT MATERIAL OPTIONS

CODE	CONTACT MATERIAL	TERMINAL MATERIAL	RATING
Q	Silver plated	Silver plated	3 A @ 120V AC or 28 V DC; 1.5 A @ 250 VAC
R	Gold plated over nickel plated	Gold plated over silver plated	0.4VA MAX @ 20 V AC or DC MAX
G	Gold plated over silver plated	Gold plated over silver plated	0.4 VA MAX @ 20 V AC or DC MAX or 3 A @ 120V AC or 28 V DC; 1.5 A @ 250 VAC
K	Gold plated over nickel plated	Tin over nickel plated	0.4VA MAX @ 20 V AC or DC MAX