



- ① Series No.
- ② Bushing Code: See next page for details.
- ③ Bushing Plating: “0”: No Plating (Fully Plastic Bushing), “N”: Nickel, “S”: Silver, “G”: Gold Flash
- ④ Schematic Code: Please see individual specification drawings for options.
- ⑤ Terminal Plating: “S”: Silver (Standard); “T”: Tin, “G”: Gold Flash
- ⑥ Nut Option: “0”: Without Nut, “1”: With Round Nut (M4 x P0.5), “2”: With Hexagonal Nut (M4 x P0.5)
- ⑦ Plastic Housing Color: “B”: Black (Standard), “I”: Beige (Standard for SCJ210). Virtually all colors are available. Inquire within for special requests.
- ⑧ Special Options: “00”: No Special Option
  - (i) For SCJ224: “TA”: SMT Configuration
  - (ii) For SCJ228/237:
    - “01”: Two Plastic Posts (0.5mm in height)
    - “02”: Two Plastic Posts (1.0mm in height)
    - “03”: One Plastic Post (0.5mm in height)
- ⑨ RoHS Compliance: “G”



Bushing Figure	Ordering Code	Bushing Construction			Available Shogyo Series Numbers
		Material	Thread	Metal Ring	
	M0	Metal	X	X	SCJ218M0 SCJ220M0
	M1	Metal	M4 X P0.5	X	SCJ210M1 SCJ211M1 SCJ214M1 SCJ218M1 SCJ220M1
	P0	Plastic	X	X	SCJ224P0, SCJ225P0, SCJ228P0, SCJ232P0, SCJ234P0, SCJ237P0, SCJ240P0, SCJ270P0,
	R1	Metal	X	1) O.D. :5.0mm 2) Position: Outside Bushing	SCJ224R1
	R2	Metal	X	1) O.D. :Ø4.0mm 2) Position: Outside Bushing	SCJ224R2 SCJ225R2

### Nut

Unit: m/m

Fig. 1

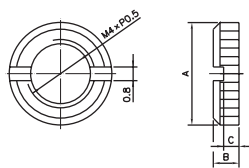
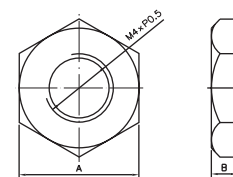


Fig. 2



Ordering Code	Fig	Shape	Description			Dimension		
			Thread	Material	Plating	Dim. A	Dim. B	Dim. C
1	Fig. 1	Round	M4 X P0.5	Brass	Nickel	Ø6.0	1.5	0.9
2	Fig. 2	Hexagonal	M4 X P0.5	Brass	Nickel	7.0	1.5	--