













- ① Series No.
- ② Bushing Code: See next page for details.
- ③ Bushing Plating: “0”: No Plating (Fully Plastic Bushing), “N”: Nickel, “G”: Gold Flash
- ④ Schematic Code: Please see individual specification drawings for options.
- ⑤ Terminal Plating: “S”: Silver (Standard); “T”: Tin, “G”: Gold Flash
- ⑥ Nut Option:
 - “0”: Without Nut
 - “1”: With Steel Hexagonal Nut (M12 x P1.0) and Washer
 - “2”: With Brass Hexagonal Nut (M9 x P0.75) and Brass Washer
 - “3”: With Steel Hexagonal Nut (M9 x P0.75) and Washer
 - “4”: With Brass Hexagonal Nut (ø3/8” UNEF) and Washer
 - “5”: With Plastic Hexagonal Nut (ø7/16” x G20) and Washer.
- ⑦ Plastic Housing Color: “B”: Black (Standard). Virtually all colors are available. Inquire within for special requests.
- ⑧ Special Options: “00”: No Special Option
 - (i) For SCJ610/614/618
 - “11”: Open Back Cover and Without Stopper
 - “21”: Closed Back Cover and Without Stopper
 - “12”: Open Back Cover and With Stopper
 - “22”: Closed Back Cover and With Stopper
 - (ii) For SCJ630
 - “K0”: Kinked PC Pins
 - “H0”: Fork Type PC Pins
 - (iii) For SCJ635/636/638/640/644/647
 - “P0”: PCB Pins
 - “W0”: Solder Lugs
 - (iv) For SCJ651
 - “SW”: With “Star” Washer
- ⑨ RoHS Compliance: “G”



Bushing Figure	Ordering Code	Bushing Material	Metal Ring	Metric Thread	
				Thread	Length (L)
	M1	Metal	Without	Ø3/8" UNEF	8.0 ~ 8.7mm
	M2	Metal	Without	M9 X P0.75	7.5 ~ 8.0mm
	M3	Metal	Without	M9 X P0.75	4.7mm
	P2	Plastic	Without	Ø3/8" UNEF	8.0 ~ 8.3mm
	P3	Plastic	Without	Ø7/16" UNEF	8.4mm
	P4	Plastic	Without	Ø7/16" UNEF	5.0mm
	P5	Plastic	Without	M12 X P1.0	4.5mm
	R0	Plastic	With	M12 X P1.0	4.5mm

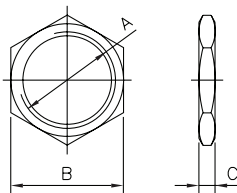


Bushing Figure	Ordering Code	Bushing Material	Metal Ring	Metric Thread	
				Thread	Length (L)
	R3	Plastic	With	M12 X P1.0	7.5mm
	R4	Plastic	With	Ø7/16" UNEF	8.5mm
	R5	Plastic with hex-nut	Without	Without Thread	
	R6	Plastic	With	Ø3/8" UNEF	8.0 ~ 8.7mm

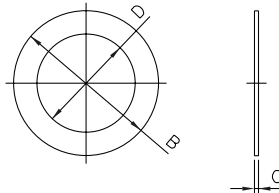
Nut, Washer, & Snap Holder

Unit: m/m

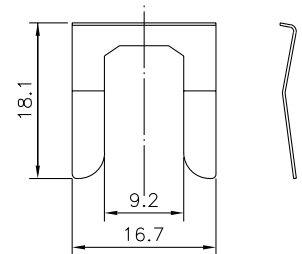
Nut



Washer



Snap Holder



Order Code No.	Nut					Washer			Remark
	A: Thread	Material	Plating	Dim. B	Dim. C	Dim. B	Dim. C	Dim. D	
1	M12 X P1.0	Steel	Nickel	14	2	Ø18	0.5	Ø12.2	
2	M9 X P0.75	Brass	Nickel	12	2	Ø12	0.4	Ø9.5	
3	M9 X P0.75	Steel	Nickel	12	2	Ø13.3	0.5	Ø9.2	
4	Ø3/8" X 32W	Brass	Nickel	11	2.2	Ø12	0.4	Ø9.5	
5	Ø7/16" X G20	Plastic	Black	15	4.8	Ø15.3	1.0	Ø11.3	