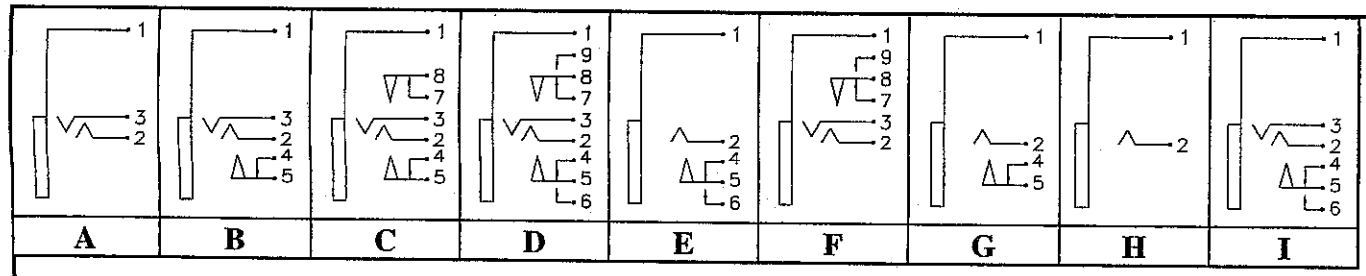

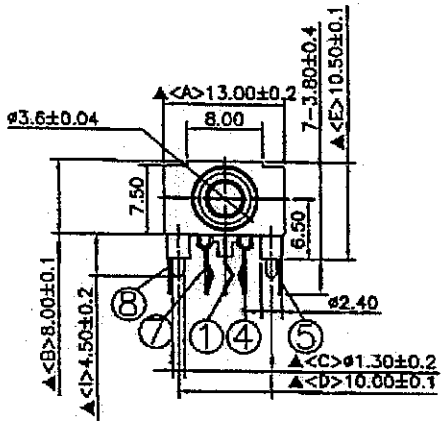

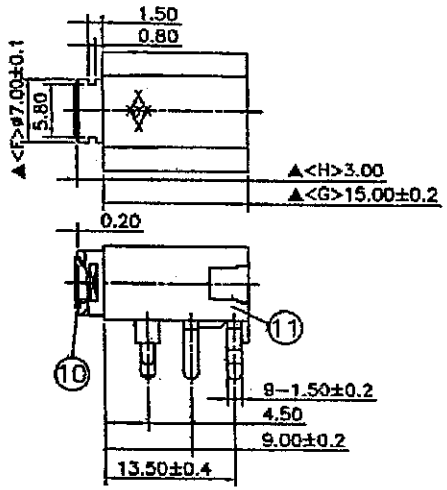

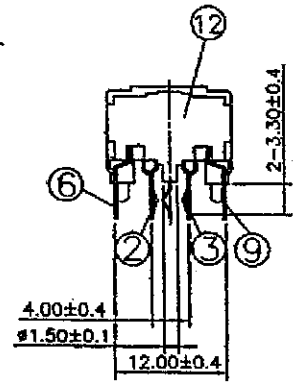

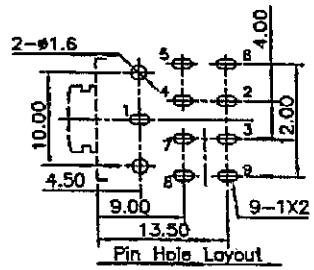

Pin Hole Layout
(Jack Bottom View)

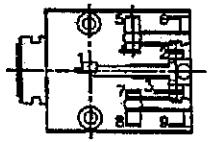

NO.	Description	Material	Q TY	Finish
12.	Cover	POM	1	White Color
11.	Housing	PBT	1	Black Color
10.	Barrel	Brass	1	Nickel Plated
9.	Make Terminal	0.20T Phosphor Bronze	1	Silver Plated
8.	Separator Spring	0.25T Phosphor Bronze	1	Silver Plated
7.	Break Terminal	0.30T Brass	1	Silver Plated
6.	Make Terminal	0.20T Phosphor Bronze	1	Silver Plated
5.	Separator Spring	0.25T Phosphor Bronze	1	Silver Plated
4.	Break Terminal	0.3T Brass	1	Silver Plated
3.	Ring Spring	0.25T Phosphor Bronze	1	Silver Plated
2.	Tip Spring	0.3T Phosphor Bronze	1	Silver Plated
1.	Earth Spring	0.2T Phosphor Bronze	1	Silver Plated

DATE	DWN	CHKD
01.14.2012	韓沙	

RoHS Compliant

SPECIFICATIONS:
Contact Resistance : 30mΩ max
Insulation Resistance : 100MΩ min. at DC 500V
Dielectric Withstanding Voltage: AC 500V for one minute
Remark: ▲: The Most Important Dimension

PART NAME :3.5ø PHONE JACK

TOLERANCE :±0.3mm UNLESS OTHERWISE SPECIFIED

UNIT:mm

SHOGYO INTERNATIONAL CORP.

 # SCJ348R0N(*)S0B00G